



BRAJKISHORE KINDERGARTEN, CHHAPRA

Syllabus - 2024-2025

Class - Nursery

Name: _____ Sec: _____

Instruction: - Motivate the children by lucid way of the presentation of facts, figures and lessons. The students should do oral/written work.

Note: - Speaking, reading & writing practice should be continued while teaching lessons of all the subjects.

ENGLISH

April + May + June –(W. days - 50)

Roots and Wings	: -	Page No. - 05 to 15
Joyful Writing Small Letters	: -	Page No. - 02 to 07
Rhymes	: -	Page No. – 02 to 05
Project Work	: -	Apple, Mango & Grapes

July + August – (W. days – 51)

Roots and Wings	: -	Page No. - 16 to 31
Joyful Writing Small Letter	: -	Page No. - 08 to 16
Rhymes	: -	Page No. – 06 to 08
Project Work	: -	Bat, Ice-Cream & Umbrella

September (W. days–21) - Revision

October + November – (W. days – 79)

Roots and Wings	: -	Page No. - 32 to 47
Joyful Writing Small Letter	: -	Page No. - 17 to 32
Rhymes	: -	Page No. – 08 to 11
Project Work	: -	Sun & Kite

December + January (W. days – 50)

Roots and Wings	: -	Page No. - 48 to 64
Joyful Writing Small Letter	: -	Page No. - 33 to 64
Rhymes	: -	Page No. – 12 to 16
Project Work	: -	Fish & X-mas tree

February (W. days – 22) - Revision

HINDI

April + May + June

शब्द तरंग	: –	पृष्ठ सं० – 03 से 16 तक।
शब्द रचना	: –	पृष्ठ सं० – 02 से 20 तक।
फुहार	: –	पृष्ठ सं० – 02 से 04 तक।
परियोजना कार्य	: –	अनार और जग का चित्र बनाकर रंग भरे।



July + August

- शब्द तरंग : - पृष्ठ सं० - 17 से 32 तक।
शब्द रचना : - पृष्ठ सं० - 21 से 40 तक।
फुहार : - पृष्ठ सं० - 05 से 08 तक।
परियोजना कार्य : - कमल और पतंग का चित्र बनाकर रंग भरें।

September - Revision

October + November

- शब्द तरंग : - पृष्ठ सं० - 33 से 48 तक।
शब्द रचना : - पृष्ठ सं० - 41 से 60 तक।
फुहार : - पृष्ठ सं० - 09 से 12 तक।
परियोजना कार्य : - कलश और अंगूर का चित्र बनाकर रंग भरें।

December + January

- शब्द तरंग : - पृष्ठ सं० - 49 से 64 तक।
शब्द रचना : - पृष्ठ सं० - 61 से 80 तक।
फुहार : - पृष्ठ सं० - 13 से 16 तक।
परियोजना कार्य : - थरमस और बरगद का चित्र बनाकर रंग भरें।

February - Revision

MATHS

April + May + June

- Mathematics : - Page No. 05 to 14
Counting : - 1 to 10
Project Work : - According to chapter.

July + August

- Mathematics : - Page No. 15 to 29
Counting : - 11 to 30
Project Work : - According to chapter

September - Revision




October + November

- Mathematics : - Page No. 30 to 45
Counting : - 31 to 50
Project Work : - According to chapter

December + January

- Mathematics : - Page No. 46 to 64
Counting : - 51 to 100
Project Work : - According to chapter

February - Revision



Env. Sc & G.K.

April + May + June → G. K. - Page No. - 05 to 12

July + August → G. K. - Page No. - 13 to 24

September - Revision

October + November → G. K. - Page No. - 25 to 47

December + January → G. K. - Page No. - 48 to 60

February - Revision

Drawing

April + May + June → Art (Drawing & Colouring) : - Page No. - 02 to 05

To draw and colour : - Sun, Ball & Watermelon

July + August → Art (Drawing & Colouring) : - Page No. - 06 to 11

To draw and colour : - Ice-cream, Umbrella & Balloon

September - Revision

October + November → Art (Drawing & Colouring): - Page No. - 12 to 17

To draw and colour : - Diya, Cap & Candle

December + January → Art (Drawing & Colouring): - Page No. - 18 to 24

To draw and colour : - Santa Cap & X-mas tree

February - Revision

Note: - The teacher should teach the kids by playing & learning method with help of charts, models, nursery equipment and colour etc.